






# Hanging Heaton C of E (VC) J & I School - Working at home work

Class/Year Group: Year 1

Week commencing: 20<sup>th</sup> April 2020

Dear Parents/Carers,

Please find below activities to support your child's continued learning at home. It is important during this time that we try to build on the learning that has taken place in school although we do realise that it is impossible to replicate school whilst home learning. The more children can keep up with their learning, the easier the transition back into school will be. We appreciate your support in this.

Area	Monday	Tuesday	Wednesday	Thursday	Friday
<b>Reading</b>	At least 15 minutes	At least 15 minutes	At least 15 minutes	At least 15 minutes	At least 15 minutes
<b>English</b> 	<a href="https://kids.classroomsecrets.co.uk/category/year-1/year-1-reading/">https://kids.classroomsecrets.co.uk/category/year-1/year-1-reading/</a> And go on the Easter Egg hunt comprehension	Write the story you read about yesterday, or maybe an Easter Egg hunt you went on.	Play on <a href="https://www.phonicsplay.co.uk/#">https://www.phonicsplay.co.uk/#</a> Go to reading robot, teachers, interactive, phase 5 and access the Phonics Check button - both levels.	Write a letter to one of your friends to explain what you are doing and ask them how they are? Don't forget question marks.	Handwriting & spelling practise. Practise them with your best writing; do not forget your flicks
<b>Maths</b> 	Cut a piece of paper into the same size rectangles. See if you can make a shape with a repeating pattern, making a quarter turn each time?	Write a set of instructions how to get from the garden to your bedroom, use Left and Right.	Repeat the activity you did on Monday but this time instead of doing one quarter turn between each shape, try three quarter turns.	Complete Mathletics games, flip, slide, turn and Where is it?	Practise your mental maths challenges and get your family to test you on them.
<b>Foundation subjects</b> 	Create an online safety poster explaining how people can stay safe online. Think carefully about: keeping your information private, using age appropriate websites, never speaking to strangers online and telling an adult if you see something upsetting	Create a picture that makes people smile, such as a rainbow, to display in your window. Use whatever materials you have, but please ask before you cut up mum's favourite magazine!	Research a wild animal of your choice. <a href="https://www.natgeokids.com/uk/category/discover/animals/">https://www.natgeokids.com/uk/category/discover/animals/</a> Find out: - Where it lives? - How it adapts to its habitat - What it eats and how it finds its food - If it is part of a food chain  Create a fun fact file including a picture of your animal.	Create a poster about how we can look after our planet. Think about what Jesus taught his followers about caring for one another and our world. Include pictures and writing on your poster. Explain to people how they can protect our world and animals.	Unscrambling words Think of some Spring words and mix the letters up. What word is hidden? e.g.  L O F W R E S F L O W E R S  Give clues: 'Something that grows in the garden'

This week's spellings are: who, what, were, people, asked, called, their, said, could, would

This week's mental maths challenge are: counting in 2s to 30 and 5's to 50.

**Hanging Heaton C of E (VC) J & I School - Working at home work**